



Technical Data

Submersible Well Pump - SP 40014 - SS316

Revision no.

Page:
 1

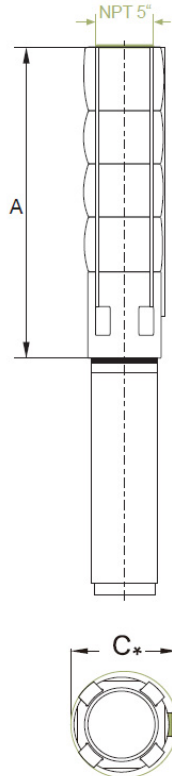
	Receiver	From
Company name	<input style="width: 100%;" type="text"/>	<input style="width: 100%;" type="text"/>
Respons. Department	<input style="width: 100%;" type="text"/>	<input style="width: 100%;" type="text"/>
Person in charge	<input style="width: 100%;" type="text"/>	<input style="width: 100%;" type="text"/>
Phone number	<input style="width: 100%;" type="text"/>	<input style="width: 100%;" type="text"/>
Fax no	<input style="width: 100%;" type="text"/>	<input style="width: 100%;" type="text"/>
E-mail address	<input style="width: 100%;" type="text"/>	<input style="width: 100%;" type="text"/>



Brand: Gol Pumps
Model: SP 40014



Dimensions:



Pump Type	Motor Dia.	Dimensions (inch)			Net Weight (lb)
		A	C*	Pump Discharge	Pump
SP 400-14	8"	90	8	5" NPT	161

Project	Project ID	Created by	Created on	Last update
---------	------------	------------	------------	-------------



Performance Curves

Submersible Well Pump - SP 40014 - SS316

Revision no.

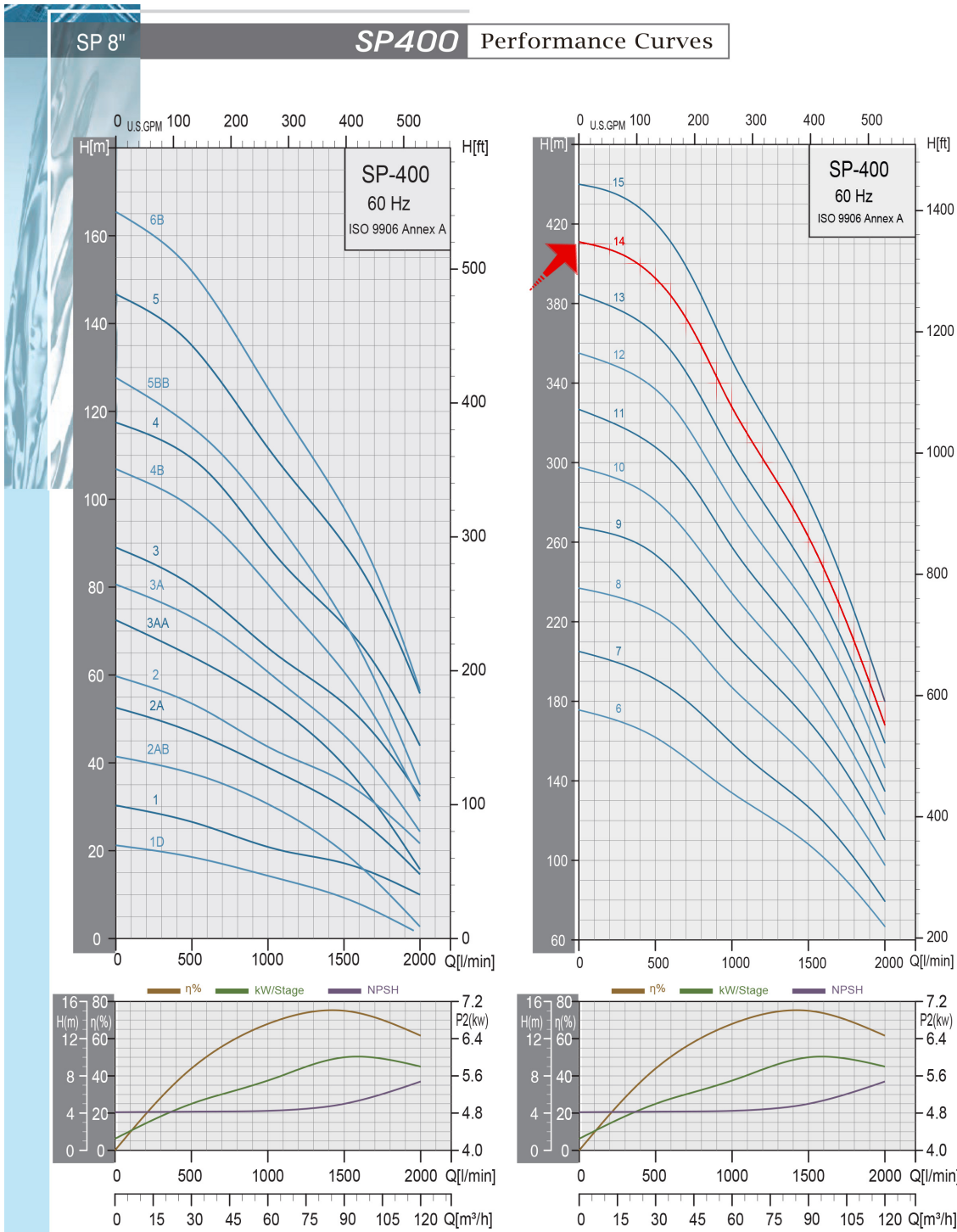
Page:
 2

Company name
 Respons. Department
 Person in charge
 Phone number
 Fax no
 E-mail address

Receiver

From

Pump Type	Motor		Q capacity 3450 rpm												
	P2		m ³ /h	18	24	30	36	42	48	60	72	84	96	108	120
	KW	HP	G/min	79	105.6	132	158.5	185	211	264	317	370	423	475	528
SP 400-14	92	125	Head(ft)	1325	1309	1289	1260	1223	1178	1076	991	909	810	689	551



Project	Project ID	Created by	Created on	Last update
---------	------------	------------	------------	-------------



Parts and Materials

Submersible Well Pump - SP 40014 - SS316

Revision no.

Page:
 3

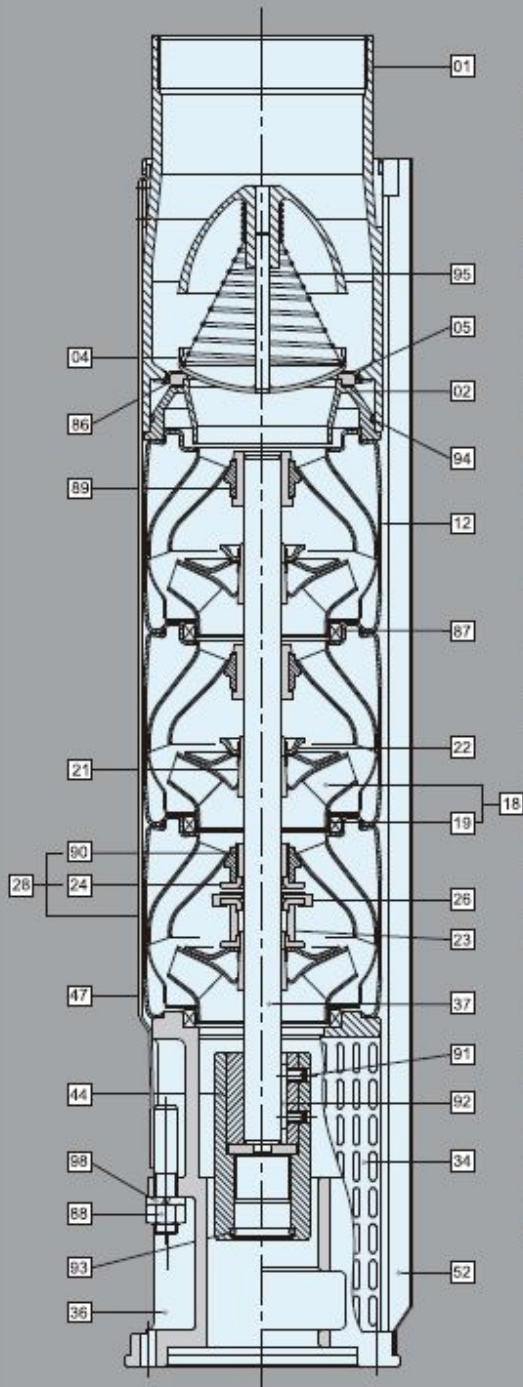
Company name
 Respons. Department
 Person in charge
 Phone number
 Fax no
 E-mail address

Receiver

From

General Data

Example: SP500



Material Specification-8" Pumps

Pos.	Components	Standard
01	Discharge	SUS304 / SUS316
02	Lower Valve Seat Retainer	SUS304 / SUS316
04	Valve Cup	SUS304 / SUS316
05	Upper Valve Seat Retainer	SUS304 / SUS316
12	Diffuser	SUS304 / SUS316
18	Impeller	SUS304 / SUS316
19	Ring Of Impeller	SUS304 / SUS316
21	Split Cone	SUS304 / SUS316
22	Split Cone Nut	SUS304 / SUS316
23	Nut For Stop Ring	SUS304 / SUS316
24	Stop Ring	SUS304 / SUS316
26	Spacing Washer For Stop Ring	Carbon+Graphite+PTFE
28	Bottom Diffuser	SUS304 / SUS316
34	Strainer	SUS304 / SUS316
36	Suction Interconnector	SUS304 / SUS316
37	Pump Shaft	SUS431 / SUS316
44	Coupling	SUS304 / SUS316
47	Strap	SUS304 / SUS316
52	Cable Guard	SUS304 / SUS316
86	Valve Seat	NBR
87	Neck Ring	SUS304+NBR / SUS316+NBR
88	Nut	SUS304 / SUS316
89	Bearing	NBR
90	Bearing	US304+NBR / SUS316+NBR
91	Screw	SUS304 / SUS316
92	Key	SUS304 / SUS316
93	O-ring	NBR
94	O-ring	NBR
95	Spring	SUS304 / SUS316
98	Spring Washer	SUS304 / SUS316

*AISI 316 stainless steel pumps are available on request.

Project	Project ID	Created by	Created on	Last update
---------	------------	------------	------------	-------------



Motor Technical Datasheet

Submersible Well Pump - SP 40014 - SS316

Revision no.

Page:
2

Receiver

From

Company name
 Respons. Department
 Person in charge
 Phone number
 Fax no
 E-mail address

Motor	Pmax		Un	In	Ia	n (Eff. %)			cos (PF)			r.p.m	Max. water T in °F			Cable	Cable L	
	HP	KW	V	A	A	2/4	3/4	4/4	2/4	3/4	4/4	n	N	PVC	PE2+PA	HT	(inch^2)	ft
8F125XC	125	92	440	165	660	87.1	87.8	87.6	0.67	0.78	0.84	3487	70000	86	140	167	/	15
			460	158	632	87.9	88.4	88.5	0.66	0.77	0.83	3500					(0.9)x3	

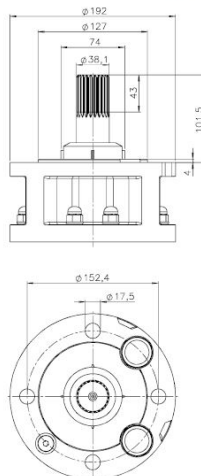


Motor Type	Lenght	Net weight	Case dimensions (inch)			Gross weight
	inch	lb	A	B	C	lb
8F125XC	70	553	71	11	16	591

10" Coupling - Nema:

Motore 8" · Attacco 8" - NEMA

8" Motor - 8" Coupling - NEMA
 Moteur 8" - Accouplement 8" - NEMA
 Motor 8" - Acoples 8" - NEMA



Project	Project ID	Created by	Created on	Last update
---------	------------	------------	------------	-------------



Motor Material

Submersible Well Pump - SP 40014 - SS316

Revision no.

Page:
 2

Receiver

From

Company name
 Respons. Department
 Person in charge
 Phone number
 Fax no
 E-mail address

Pos.	Qt.	Components	Material AISI 316
1	1	Sand guard	NBR 90
2	1/2	Ring nut	AISIS 316 / Wr 14401
3	2/4	Cable-press	Plastic
4	1/2	Cable-press gasket	NBR 45
5	4	Nut	AISIS 316 / Wr 14401
6	4	Washer	AISIS 316 / Wr 14401
7	1	Upper flange	AISIS 316 / Wr 14401
8	4	Screw	AISIS 316 / Wr 14401
9	1	Screw	AISIS 316 / Wr 14401
10	1	Mechanical Seal	SIC + SIC + NBR
11	4	Gasket	Paper
12	1	Upper support	AISIS 316 / Wr 14401
13	2/3/4	Seal bushing	Graphite
14	1	Stator	AISIS 316 / Wr 14401
15	3/6	Single core round cable	EPR 0.6-1 KV
16	8	Upper tension rod	AISIS 316 / Wr 14401
17	16	Gasket	/
18	16	Washer	AISIS 316 / Wr 14401
19	16	Nut	AISIS 316 / Wr 14401
20	2	Washer	/
21	1	Plug	AISIS 316 / Wr 14401
21A	1	Valve	AISIS 316 / Wr 14401
22	1	Rotor	Duplex / Wr 14462
23	1	Key	Iron
24	1	Lower support	AISIS 316 / Wr 14401
25	1	Striker disk	Plastic
26	1	Screw	AISIS 304 / Wr 14301

Project	Project ID	Created by	Created on	Last update
---------	------------	------------	------------	-------------



Motor Technical Datasheet

Submersible Well Pump - SP 40014 - SS316

Revision no.

Page:
 2

	Receiver	From
Company name	<input style="width: 100%; height: 20px;" type="text"/>	<input style="width: 100%; height: 20px;" type="text"/>
Respons. Department	<input style="width: 100%; height: 20px;" type="text"/>	<input style="width: 100%; height: 20px;" type="text"/>
Person in charge	<input style="width: 100%; height: 20px;" type="text"/>	<input style="width: 100%; height: 20px;" type="text"/>
Phone number	<input style="width: 100%; height: 20px;" type="text"/>	<input style="width: 100%; height: 20px;" type="text"/>
Fax no	<input style="width: 100%; height: 20px;" type="text"/>	<input style="width: 100%; height: 20px;" type="text"/>
E-mail address	<input style="width: 100%; height: 20px;" type="text"/>	<input style="width: 100%; height: 20px;" type="text"/>

27	4	Thrust disk	Steel/Graphite/Resin
28	1	Seeger ring	Iron
29	1	Thrust sliding	AISIS 420
30	6	Base	AISIS 316 / Wr 14401
31	1	Screw	Iron
32	1	Nut	Iron
33	1	Internal over	AISIS 304 / Wr 14301
34	1	Membrane	NBR 60
35	1	External cover	AISIS 316 / Wr 14401
36	4	Screw	AISIS 316 / Wr 14401
37	8	Lower tension rod	AISIS 316 / Wr 14401
38	1	Complete thrust bearing	/
39	1	Protective ring	PA 66

Project	Project ID	Created by	Created on	Last update
<input style="width: 100%; height: 20px;" type="text"/>	<input style="width: 100%; height: 20px;" type="text"/>	<input style="width: 100%; height: 20px;" type="text"/>	<input style="width: 100%; height: 20px;" type="text"/>	<input style="width: 100%; height: 20px;" type="text"/>